



STOP!

READ THE SYMBOLS

The **SYMBOL** on a container shows a **PICTURE** inside a **FRAME**



The **PICTURE** tells you the **TYPE** of danger.

EXPLOSIVE

The container can explode if heated or punctured. Flying pieces of metal or plastic from the container can cause serious injury, especially to eyes.



CORROSIVE

The product can burn your skin or eyes. If swallowed, it will damage your throat and stomach.



FLAMMABLE

The product or its fumes will catch fire easily if it is near heat, flames or sparks. Rags used with this product may begin to burn on their own.




POISON

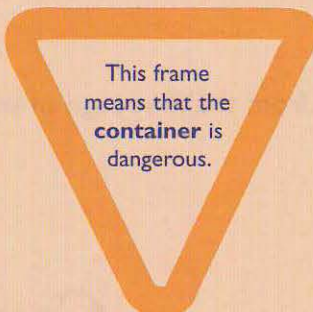
If you swallow, lick, or in some cases, breathe in the chemical, you could become very sick or die.

**READ THE LABELS
EVERY TIME
AND STAY SAFE**

There are two frames
used around the symbols:



This frame means that the **contents** inside the container are dangerous.



This frame means that the **container** is dangerous.

SYMBOL →



**SIGNAL
WORD** →

CAUTION ATTENTION

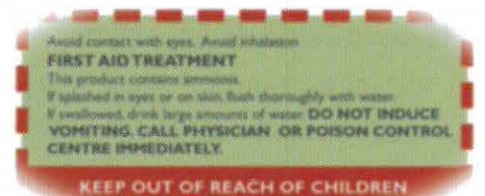


CAUTION means temporary injury may be frequent. Death may occur with extreme exposure.

DANGER means may cause temporary or permanent injury or death.

EXTREME DANGER means exposure to very low quantities may cause death or temporary or permanent injury

The back or side label of regulated containers will always have some type of bordered area. Inside the border, you will find safety instructions, the words **FIRST AID TREATMENT** along with instructions in case of injury and a list of harmful substances in the product.





Aim for Safety

TARGET THE LABEL


Household chemicals are safe if used and stored in the recommended way. Chemical products are commonly found throughout the home.

These products include: cleaning liquids and powders, polishes, drain cleaners, paint thinners and windshield washers.

Product labels appear on all chemicals. Labels with hazard symbols and safety warnings give information you need to know to use the product safely. Learn the symbols. Follow the instructions and you could prevent an injury. You could save a life.

Safety Tips

- Teach children that the symbols mean: **DANGER! DO NOT TOUCH.**
- Keep all chemical products out of sight and out of reach of children.
- Store household chemicals in their original containers. Make sure the symbols and labels on containers are not removed or covered up.
- Read the label before each use. If there is anything in the label instructions that you don't understand, ask for help.
- Never mix chemicals together. Some mixtures can produce harmful gases.
- Make sure that child-resistant containers are working.
- Child-resistant does not mean child-proof. Close the cap on the container all the way even if you set it down for just a moment.



Keep emergency numbers by the phone.

If someone is injured:

- Call the Poison Control Centre immediately. Copy the emergency number from the first page of your telephone book or call your doctor.
- Give the information from the label to the person answering.
- Bring the container with you when you go for help.