



2017 ANNUAL REPORT

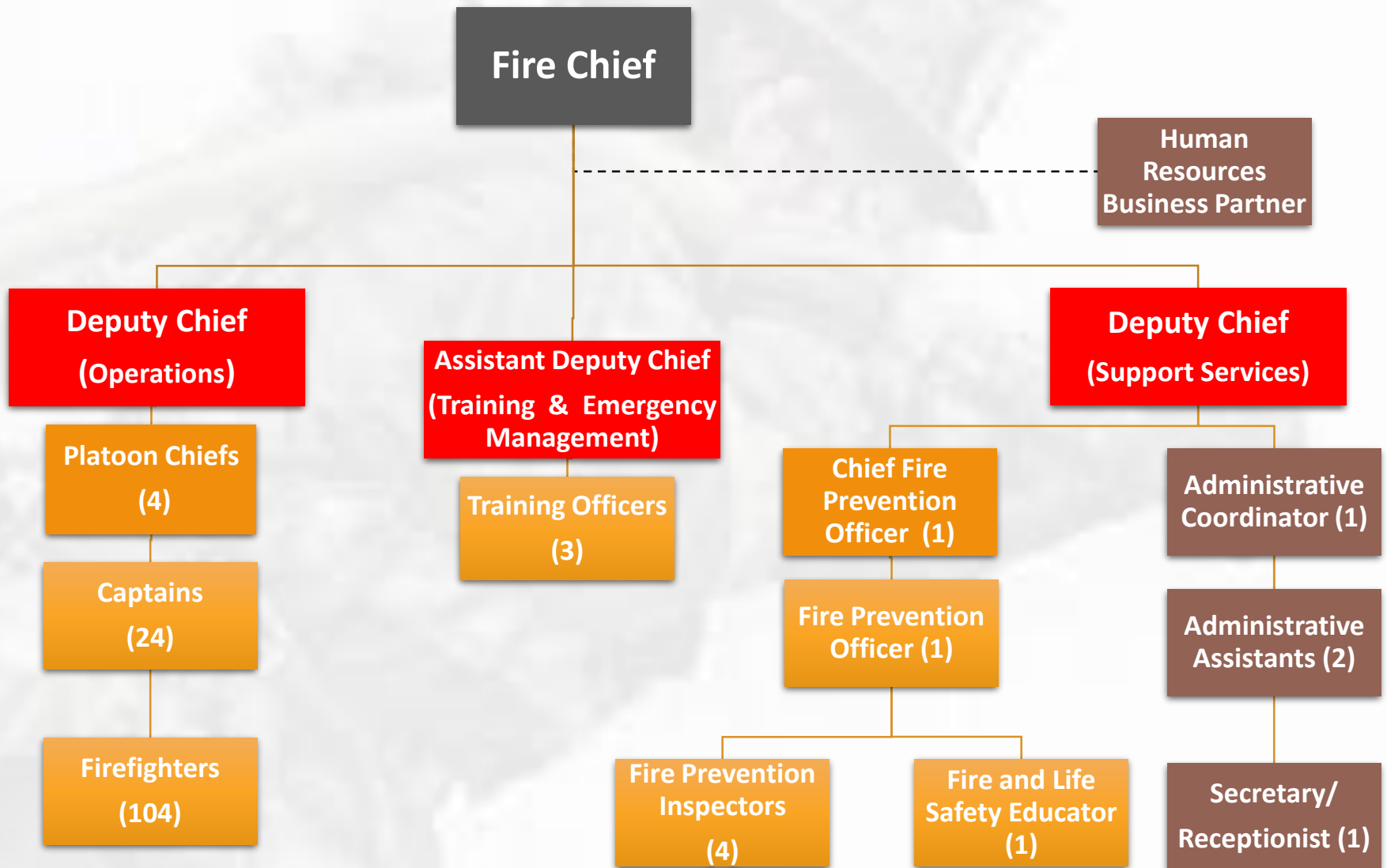
Message from the Chief

As a consolidated fire service Central York strives to meet the emergency service needs for all residents of the Towns of Aurora and Newmarket. The continued support of the Joint Council Committee and both municipal Councils is paramount in achieving that mission.

We thank those that conceived and developed the CYFS model and created a fire service which has risen to meet many diverse challenges. Through collaborative efforts, the dedicated CYFS staff deliver an exceptional level of fire prevention and protection services to the citizens and visitors of both communities.

Ian Laing
Fire Chief, Regional Fire Coordinator
CEMC, CMM III, CFO, DPA

Organizational Chart



Fire Protection Services

Fire Protection Services are provided in accordance with the Office of the Fire Marshal and Emergency Management “Three Lines of Defence” and the Council approved Master Fire Plan Update

- 🔥 Public Fire Safety & Fire Prevention Education
- 🔥 Fire Safety Standards & Code Enforcement
- 🔥 Emergency Response



Public Education Programs

Annual Stay Fire Smart Campaign

🔥 7,934 homes were visited by fire crews in 2017

🔥 294 “in –home” inspections were completed by Smoke Alarm Specialists

🔥 44,093 homes have been visited over the past 5 years

Public Education Programs

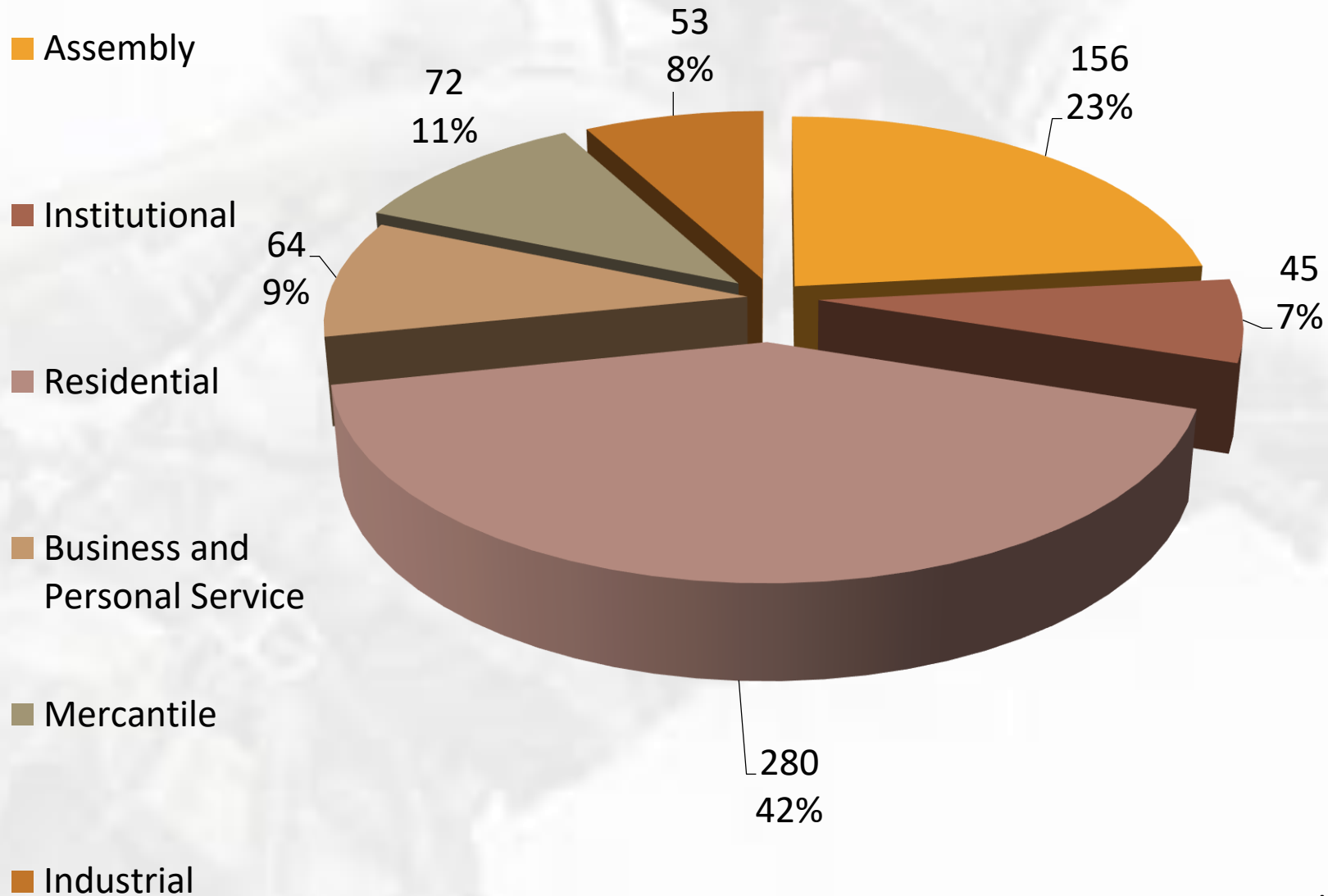
Age Group	Visits	Participant Interaction
Preschool (ages 1.5 – 3 years)	8	456
Kindergarten – Grade 1 (ages 4 – 6 years)	7	440
Grade 2 – 6 (ages 7 – 12 years)	9	520
Grade 7- 8 (ages 12 – 13 years)	6	157
High School (14-18yrs old)	4	200
Adult groups	9	410
Local annual events	13	8359
Regional annual events	6	4850
	ANNUAL TOTAL:	15,392

Vulnerable Occupancies

Nursing Homes and Retirement Homes/Care Occupancies

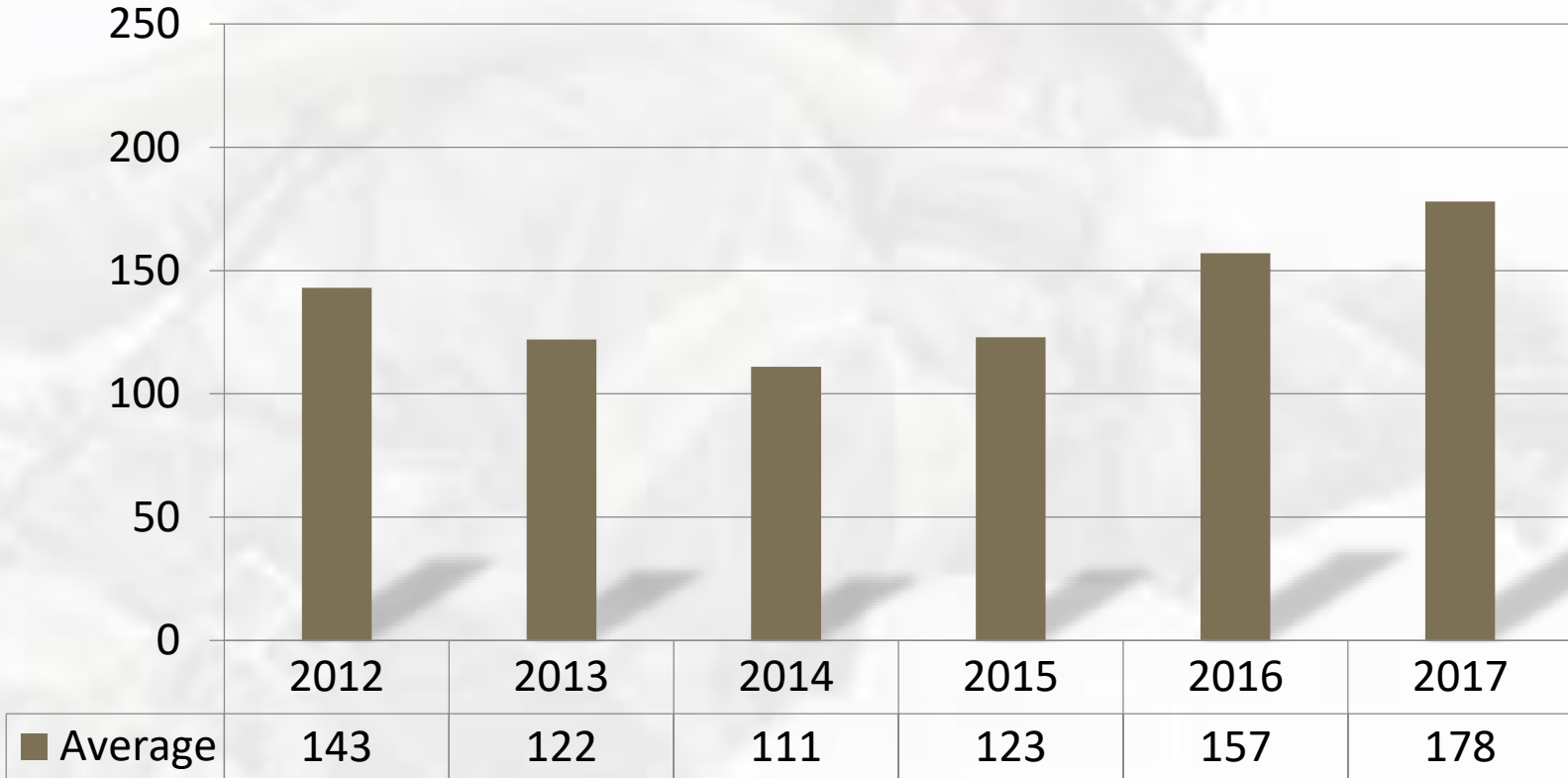
- 🔥 28 facilities identified in primary response area
- 🔥 Fire Prevention staff conduct annual inspections
- 🔥 Evacuation drills required during annual inspections
- 🔥 Fire Code Changes – all care facilities will require sprinkler protection under new legislation
- 🔥 19 facilities currently have sprinkler protection

Fire Code and OBC Inspections

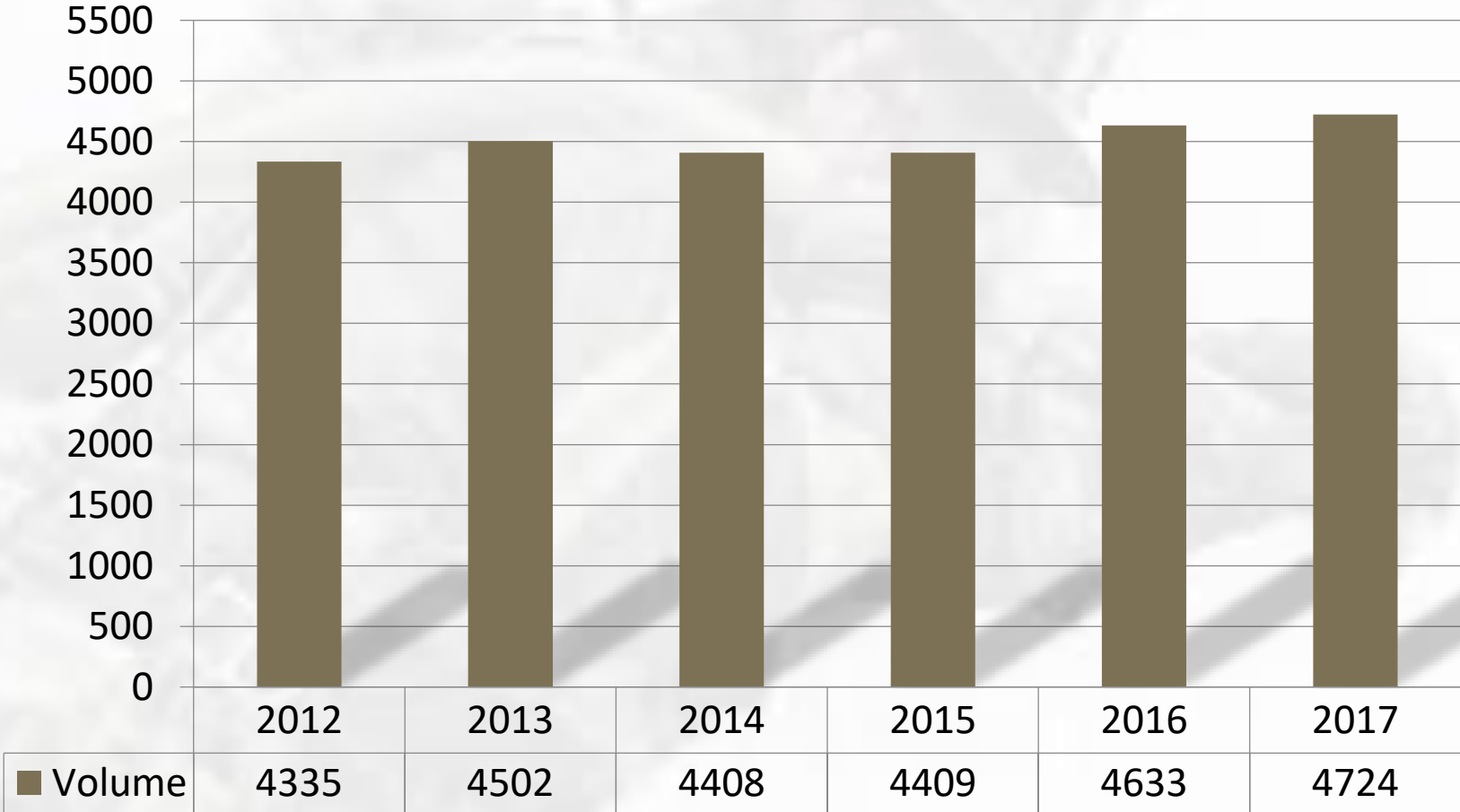


Staff Training Hours

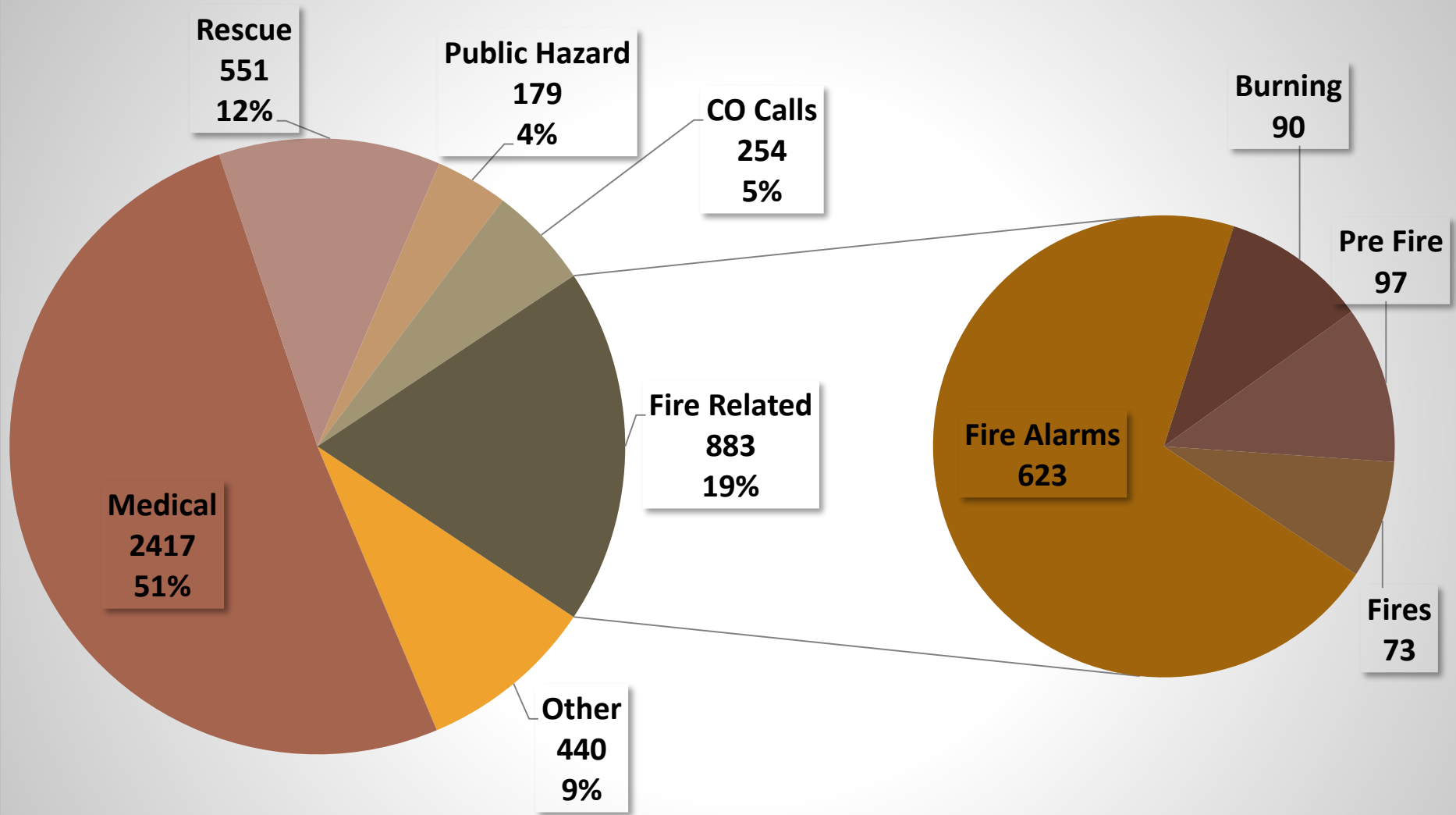
Average Training Hours per Firefighter



Call Volume

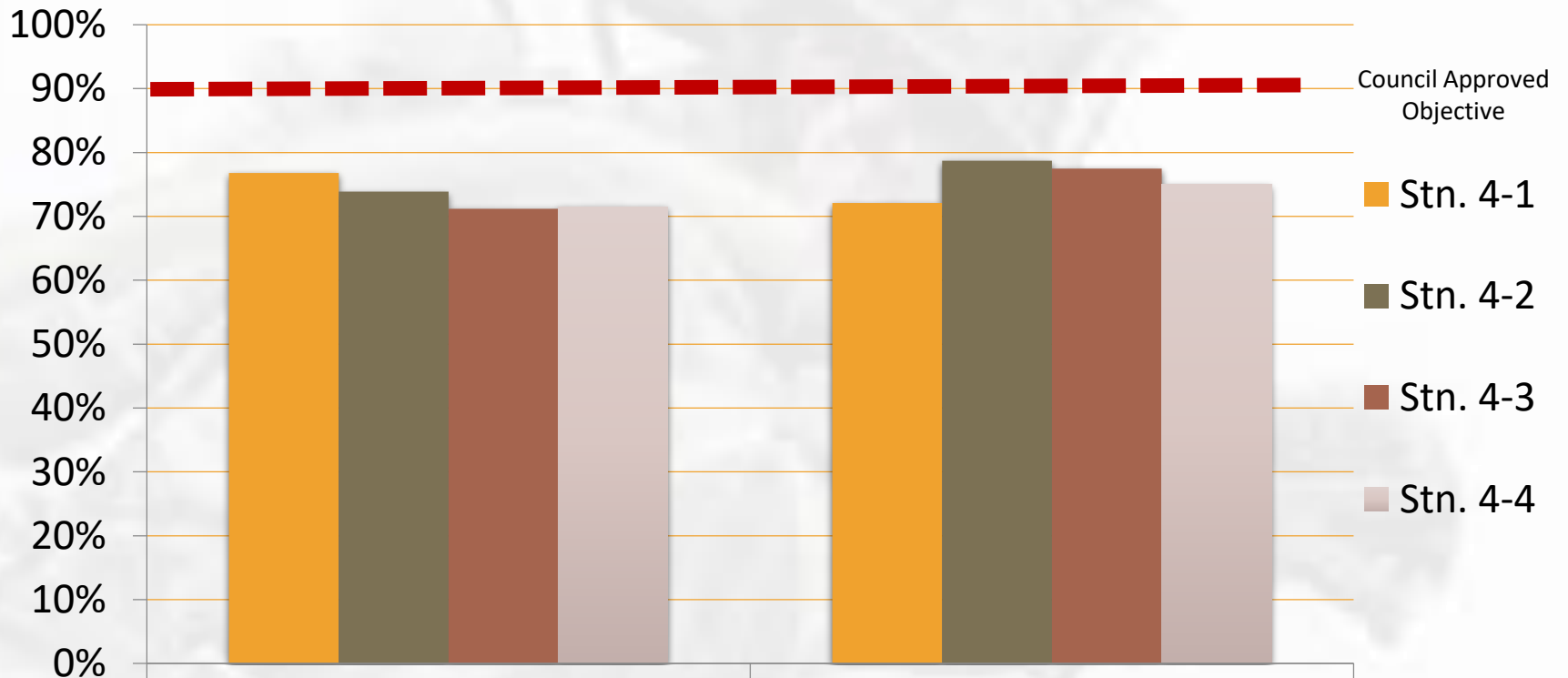


Emergency Response Type



4724 Total 11

Response Times



	1st Apparatus Within 6:20 minutes	3 Apparatus Within 10:20 minutes
■ Stn. 4-1	76.80%	72.10%
■ Stn. 4-2	73.90%	78.70%
■ Stn. 4-3	71.20%	77.50%
■ Stn. 4-4	71.50%	75.00%

Operating Budget

2017	OPERATING BUDGET	CAPITAL BUDGET	OPERATING SURPLUS/(DEFICIT)
TOTAL	24,671,509	4,453,525	(105,486)
AURORA 40.6%	10,016,633	1,808,131	(42,827)
NEWMARKET 59.4%	14,654,876	2,645,394	(62,659)

Continuing Challenges

Proposed changes to FPPA

- 🚒 Mandatory Training & Certification
- 🚒 Response Time Reporting
- 🚒 Community Risk Assessments

CYFS Level of Service

- 🚒 Staffing levels
- 🚒 Fleet replacement

Fire Station 4-5

- 🚒 Location – 300 Earl Stewart Drive, Aurora
- 🚒 Design – in progress
- 🚒 Construction – not started



Proudly Protecting Aurora and Newmarket