

# Central York Fire Services Annual Report 2022





# FIRE CHIEF'S MESSAGE

---

**The CYFS Mission is to serve with Professionalism, Honour and Integrity. We as an emergency service strive every day to achieve this mission. Our staff regularly respond to emergencies to help those in need, whatever that entails.**

**This report outlines how we have worked with our emergency services partners, York Regional Police Services, and the York Region Paramedic Services.**

**Working together to make a difference.**

## VISION

Committed to  
excellence by  
being:

*Well-trained*  
*Well-equipped*  
*Well-prepared*

## MISSION

To serve with professionalism,  
honour and integrity



## VALUES

Trust &  
Teamwork

Respect &  
Integrity

Pride &  
Professionalism

# STATION LOCATIONS

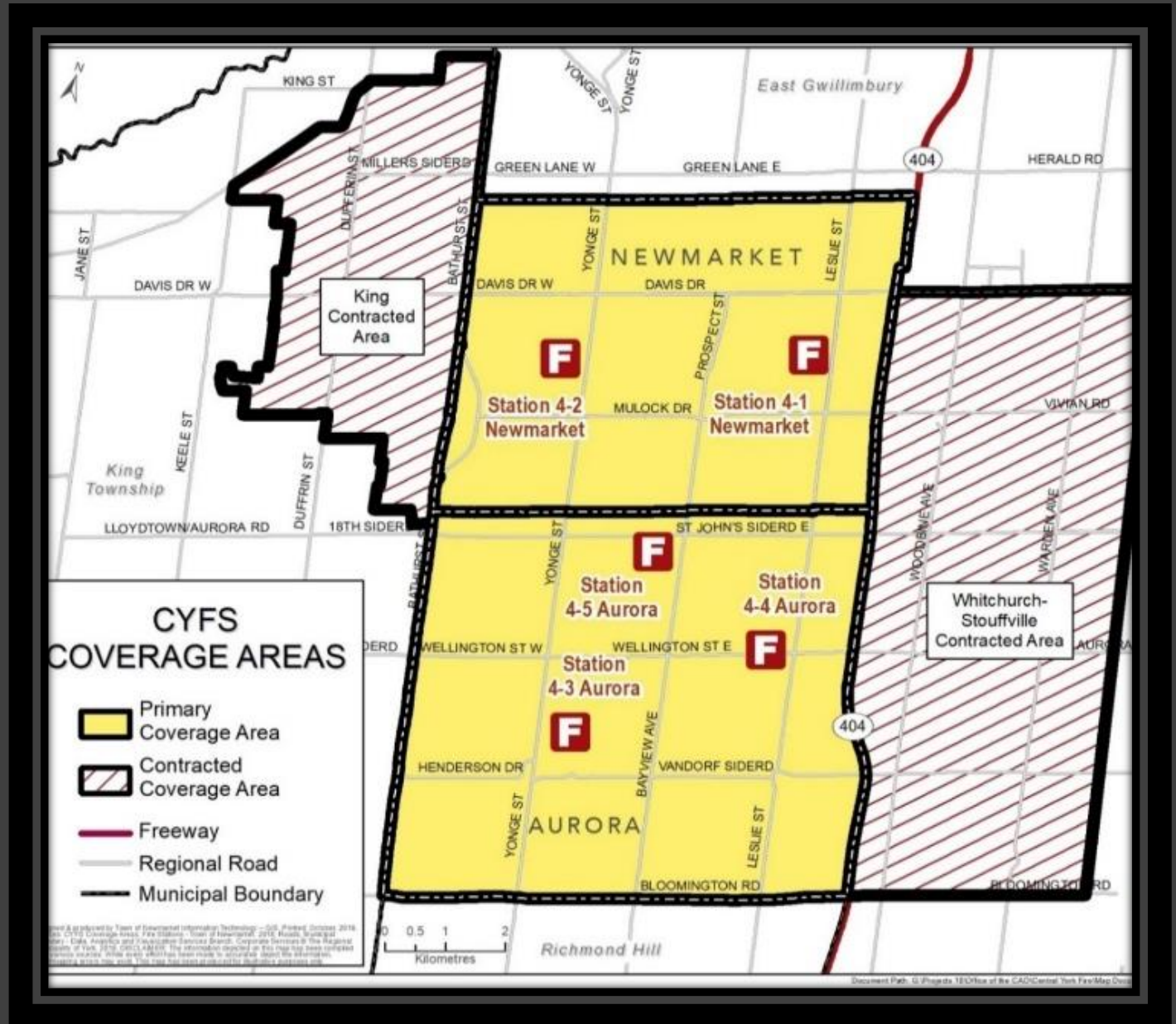
---

- **Station 4-1**  
984 Gorham Street, Newmarket
- **Station 4-2**  
125 McCaffrey Road, Newmarket
- **Station 4-3**  
220 Edward Street, Aurora
- **Station 4-4**  
1344 Wellington Street East, Aurora
- **Station 4-5**  
300 Earl Stewart Drive, Aurora

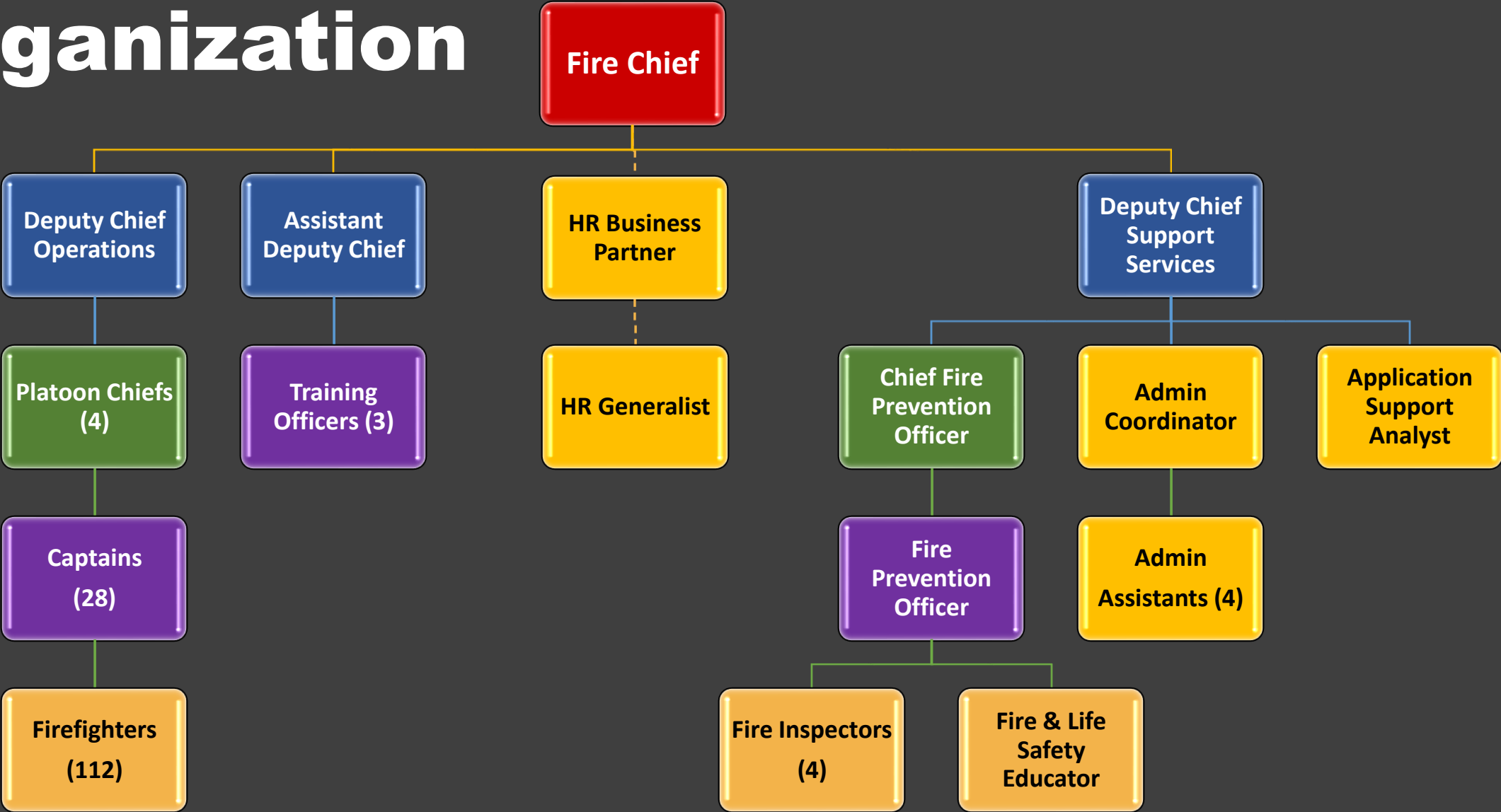




# Primary Response Area



# Organization







**CENTRAL YORK**

# What we do:

Fire Prevention

Public Education

Operations

Emergency Management

Fire Investigations

Facilities Management

Fleet Management

Training

Technology

Staff Services

**Celebrating 20 years of history**

# 2022 Highlights



NUMBER OF  
RESPONSES

5488



NUMBER  
OF FIRES

97



AVERAGE  
RESPONSE TIME

5:13



NUMBER OF FIRE  
INVESTIGATIONS

7

FIRE WON'T WAIT, PLAN YOUR ESCAPE





# “Three Lines of Defense”

---

- **Fire Prevention and Education**
- **Code Enforcement**
- **Emergency Response**

# Prevention Highlights

- Stay Fire Smart Campaign 2022
  - 10,076 homes visited
- CYFS Annual Open House (Fire Prevention Week)
  - Grand Opening of Station 4-5 – Saturday, September 24, 2022
  - Record number of attendees – 7,531 people
  - YouTube video created “CYFS Open House”



## Public Education Programs

- Stay Fire Smart Program
- School Tours / Inspections
- School Fire Drills
- Junior Fire Fighter Program
- TAPP- C
- Seniors Fire Safety Program
- Annual “Open House”
- Emergency Preparedness Program



# Vulnerable Occupancies

---

**Total Number 35**

**Each provided 2 FP Inspectors to assist with**

- **Staff Pre-Fire Drill meeting and debrief**
- **Annual Fire Inspection**
- **Filing with OFM Provincial Registrar**

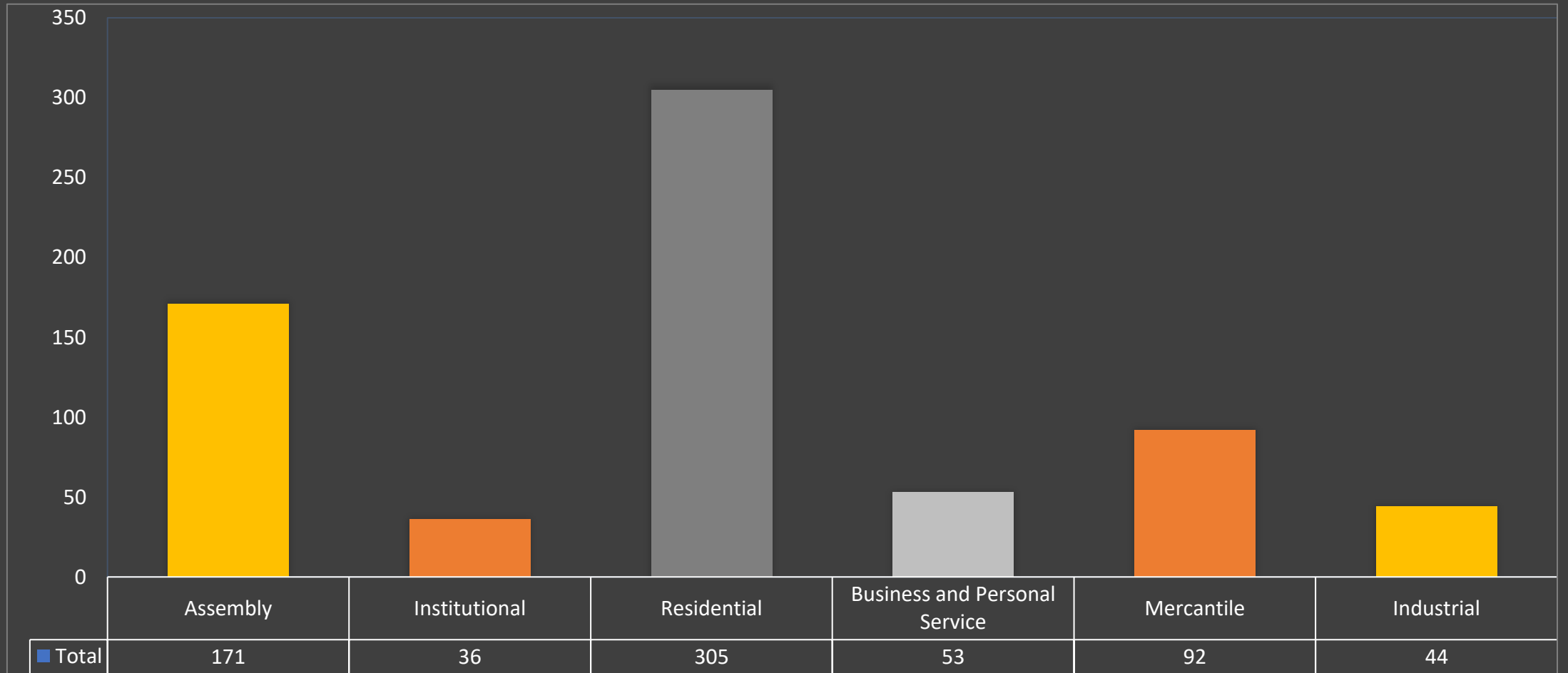
**Hours committed to program 388**

**Facilities with sprinkler protection 33**

**Facilities to comply by Jan 1, 2025 2**



# Fire Code and OBC Inspections



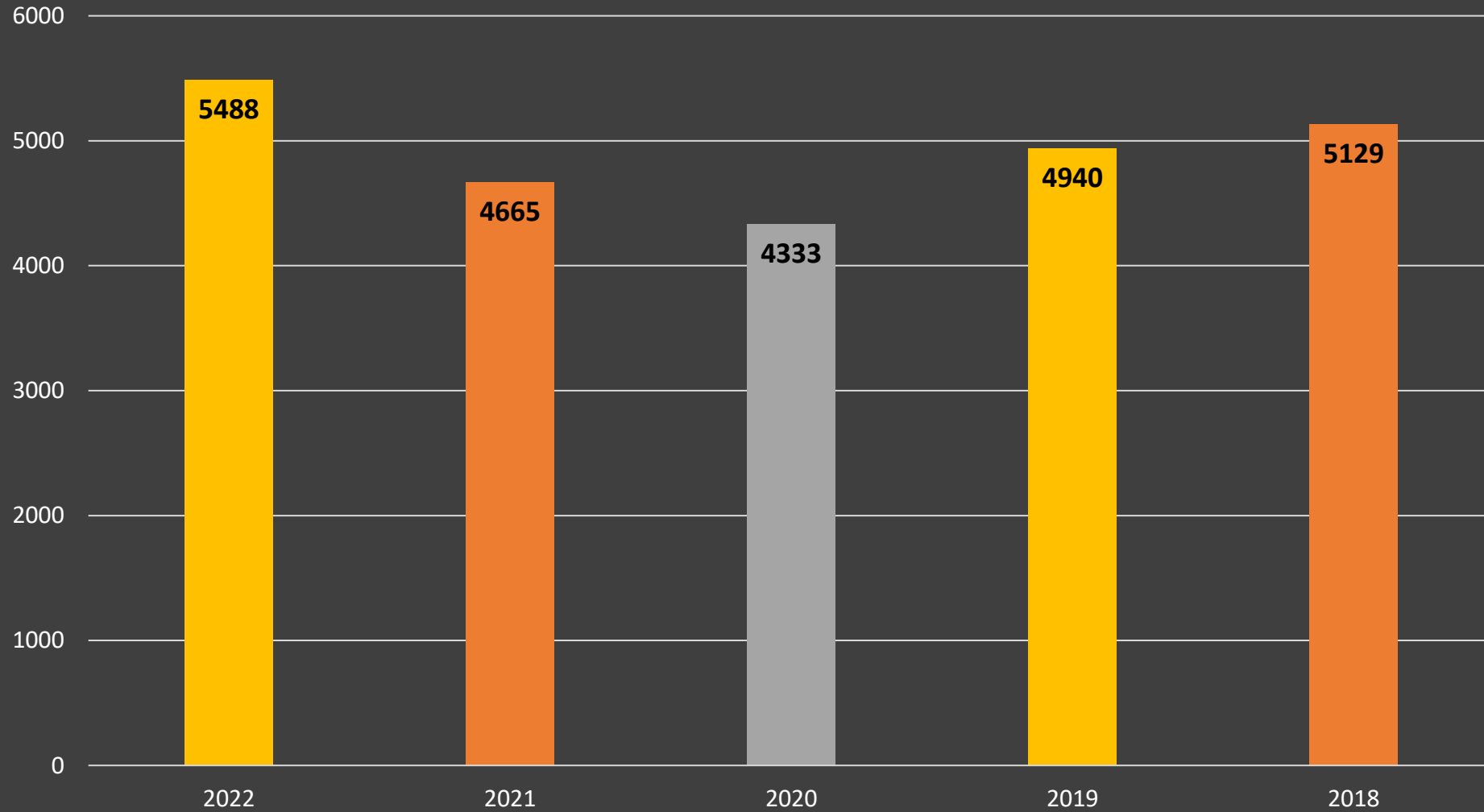
**Total Inspections 701**  
*(2022)*

# Emergency Response data comparison

	2022	2021	2020	2019	2018
Fires	97	103	86	77	102
Pre-Fire	125	121	139	118	114
Burning	90	119	145	93	88
Fire Alarms	716	643	546	709	710
CO Calls	185	179	187	208	247
Public Hazard	202	177	187	205	226
Rescue	395	340	297	297	539
Medical	3095	2440	2245	2574	2705
Other	583	543	501	450	398
<b>Total</b>	<b>5488</b>	<b>4665</b>	<b>4333</b>	<b>4940</b>	<b>5129</b>

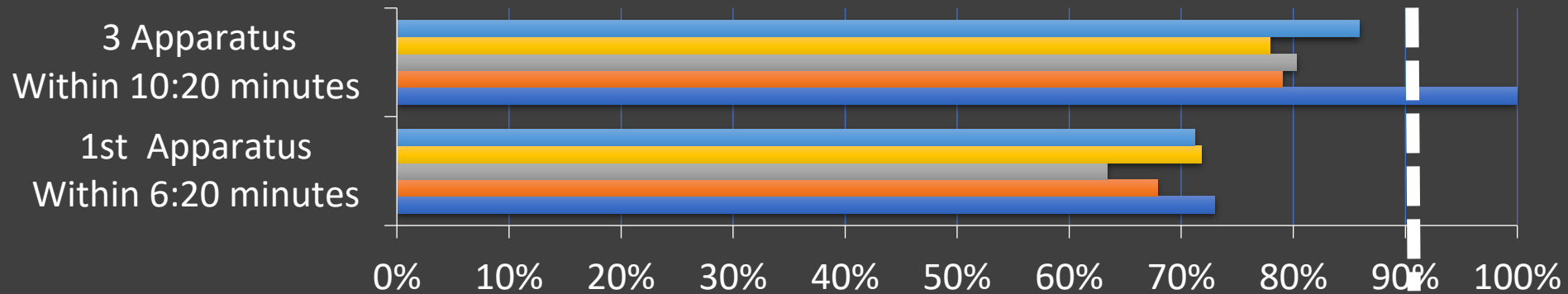


# Emergency Response Trend



# Our Performance

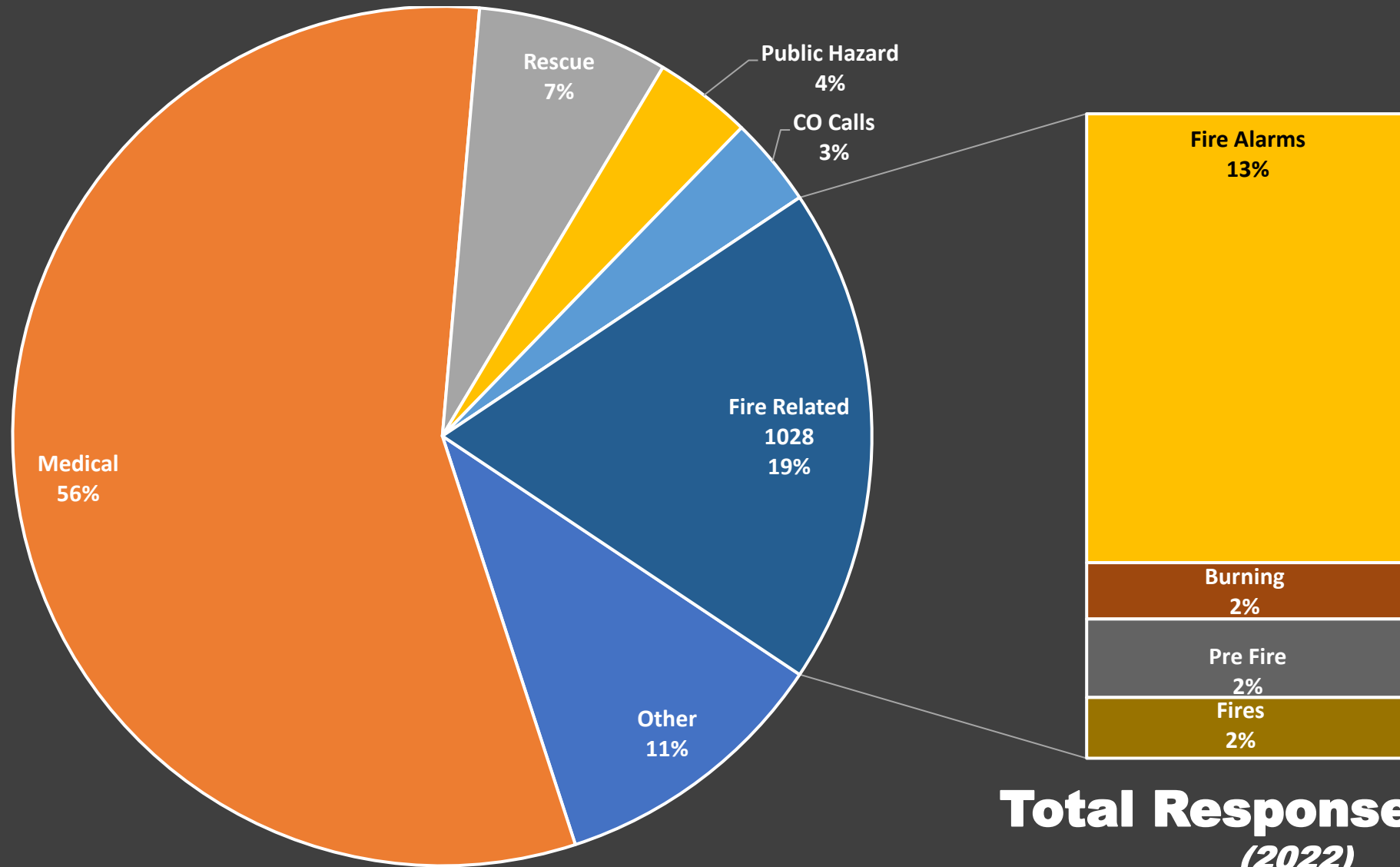
Council approved objective



	1st Apparatus Within 6:20 minutes	3 Apparatus Within 10:20 minutes
■ Station 4-1	71.20%	85.90%
■ Station 4-2	71.80%	77.90%
■ Station 4-3	63.40%	80.30%
■ Station 4-4	67.90%	79%
■ Station 4-5	73.00%	100.00%

Note: Station 4-5 Data is for Q4 only

# Emergency Response Type



**Total Responses 5488**  
**(2022)**



# Training highlights

Wellness Initiative:  
Personnel received  
physical and  
medical evaluation

Mindfulness:  
Trainers now  
certified to train  
CYFS personnel

Recruitment: 10  
weeks training  
program for 15  
recruits

New Apparatus:  
Training on 2 new  
Apparatus with  
SAM system

18,119 Total Training Hours (2022)

# Budget Data

2022	OPERATING	CAPITAL	Reserve Fund (Allocation of Surplus)
Aurora (41.62%)	\$12,294,053		\$14,538
Newmarket (58.38%)	\$17,254,758		\$20,393
Total	\$29,538,811	\$7,155,400	\$34,931

# 2022 COST RECOVERY PROGRAM

<b>Number of Events</b>	<b>Revenue</b>	<b>Expenditures</b>	<b>Net Recovery</b>
208	\$157,574	Wages (3 days) - \$31,007 MTO expenses- \$2,900	\$123,667
<b>Municipal Motor Vehicle Collisions</b>	<b>151</b>	<b>Fire Alarms (False)</b>	<b>23</b>
<b>Natural Gas Leaks</b>	<b>18</b>	<b>Drug Labs/Grow Ops</b>	<b>0</b>
<b>Hydro Incidents</b>	<b>0</b>	<b>Post Fire Investigations</b>	<b>7</b>
<b>404 Motor Vehicle Collisions</b>	<b>8</b>	<b>Outdoor Burning Complaints</b>	<b>0</b>
<b>Fire Reports</b>	<b>23</b>	<b>Hazardous Material</b>	<b>1</b>

# Connect with us



**Central York Fire Services**



**@CentralYorkFire**



**@centrallyorkfire**



**Central York Fire Services**





*Celebrating 20 years of history*